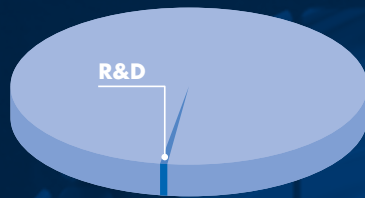


# HIGHER EDUCATION at a glance **2014/15**

SOUTH AFRICAN NATIONAL SURVEY OF  
RESEARCH AND EXPERIMENTAL DEVELOPMENT

IN THE 2014/15 SURVEY  
**0.77%** OF **GDP**  
WAS **SPENT** ON **R&D**



THE SIZE OF  
**SOUTH AFRICA'S**  
**GDP** IN 2014/15



**R 3 796.462**  
**BILLION**

**GROSS EXPENDITURE ON**  
**R&D (GERD) GREW FROM**

**R 12,010 BILLION**  
IN 2004/05

**R 29,345 BILLION**  
IN 2014/15

**HIGHER EDUCATION**  
R&D (HERD) SPEND IN 2014/15



**R 8.378**  
**BILLION**

THE PROPORTION OF NATIONAL R&D  
SPEND BY HIGHER EDUCATION  
INSTITUTIONS INCREASED FROM



**19.3%** TO **28.5%**  
IN 2005/06 IN 2014/15

**HERD** WAS DEVOTED TO:

**BASIC RESEARCH 55%**



**EXPERIMENTAL RESEARCH 13%**

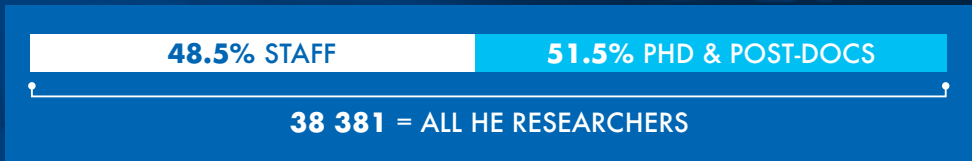
**APPLIED RESEARCH 32%**

**68.1%** OF HERD WAS CONCENTRATED WITHIN **NATURAL SCIENCES, TECHNOLOGY & ENGINEERING** WITH **MEDICAL & HEALTH SCIENCES** CONTRIBUTING **19.6%**


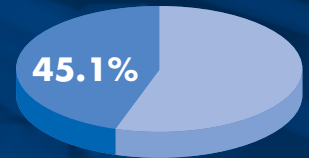


THE REMAINING **31.9%** WAS SPENT ON **SOCIAL SCIENCES & HUMANITIES** REFLECTING A **SUBSTANTIAL INVESTMENT** IN THESE **RESEARCH FIELDS**

**61%** OF ALL **R&D PERSONNEL** WERE LOCATED IN THE **HE SECTOR** IN **2014/15**



THE SHARE OF **WOMEN RESEARCHERS** IN HE SECTOR ACCOUNTED FOR **45.1%** OF RESEARCHERS IN **2014/15**



## BEHIND THE NUMBERS

The annual South African National Survey of Research and Experimental Development is conducted by the Centre for Science, Technology and Innovation Indicators (CeSTII) at the Human Sciences Research Council (HSRC), on behalf of the Department of Science and Technology (DST). R&D statistics are collected in terms of the Statistics Act No. 6 of 1999, and are quality assured by Statistics South Africa.

Data collected through the survey, and its historic data series, helps to inform decision-makers on investment planning, policy making, advocacy, and research in South Africa. Data streams also add to benchmarking and performance comparisons with our international counterparts.

Access previous survey reports:

<http://www.hsrc.ac.za/en/departments/CeSTii/reports-cestii>

This Fact Sheet was produced by CeSTII in September 2017.

## CONTACT US

Dr Neo Molotja	Survey Lead	021 466 7818	<a href="mailto:nmolotja@hsrc.ac.za">nmolotja@hsrc.ac.za</a>
Natalie Vlotman	Sector Lead	021 422 7826	<a href="mailto:nvlotman@hsrc.ac.za">nvlotman@hsrc.ac.za</a>
Janine Senekal	Researcher	021 466 7834	<a href="mailto:jsenekal@hsrc.ac.za">jsenekal@hsrc.ac.za</a>

## CONNECT WITH US



ENGAGE WITH US ON TWITTER @HSRC\_CeSTII



FIND US ON LINKEDIN



SEE US ON INSTAGRAM