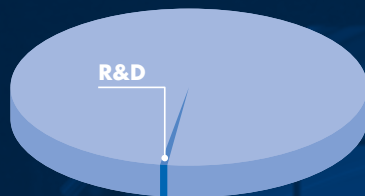


NPO SECTOR at a glance **2014/15**

SOUTH AFRICAN NATIONAL SURVEY OF
RESEARCH AND EXPERIMENTAL DEVELOPMENT

IN THE 2014/15 SURVEY
0.77% OF **GDP**
WAS **SPENT** ON **R&D**



THE SIZE OF
SOUTH AFRICA'S
GDP IN 2014/15



R 3 796.462
BILLION

**GROSS EXPENDITURE ON
R&D (GERD) GREW FROM**

R 12,010 BILLION

IN 2004/05


R 29,345 BILLION

IN 2014/15

NPO R&D
EXPENDITURE
GREW FROM

R 0.163
BILLION

IN 2010/2011



R 0.779
BILLION

IN 2014/2015

THE **MAJOR FUNDERS OF R&D** IN THE NPO SECTOR
WERE **FOREIGN SOURCES** FOLLOWED BY
THE **GOVERNMENT SECTOR**



FOREIGN FUNDING FOR R&D HAS
INCREASED BY 43% SINCE 2012/13

43%

IN 2014/15 THE **SECTORS** OF THE ECONOMY **BENEFITING MOST** FROM **NOT-FOR-PROFIT RESEARCH** WERE (*SEO):

SOCIETY (71.3%)

MADE UP OF



THE NUMBER OF RESEARCHERS IN THE NPO SECTOR INCREASED

FROM



394 IN 2012/13

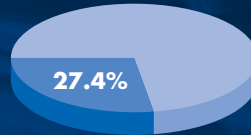


TO

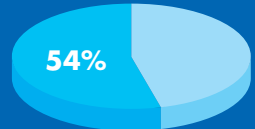
506 IN 2014/15



WITHIN THE **RESEARCHER** **CATEGORY** THE **PROPORTION** OF **AFRICAN RESEARCHERS** WITH A **PHD QUALIFICATION** IS



THE SHARE OF **WOMEN RESEARCHERS** IN THE **NPO SECTOR** ACCOUNTED FOR **54%** OF **RESEARCHERS** IN 2014/15



R&D IN BIOTECHNOLOGY HAS INCREASED FROM

10.6%

IN 2013/14



16.6%

IN 2014/15

BETWEEN 2011 & 2015 AN AVERAGE OF

49.6% OF NPO R&D SPEND

HAS BEEN INVESTED IN **TUBERCULOSIS (TB), HIV/AIDS & MALARIA RESEARCH**

COMPARED TO

1.2%

BETWEEN 2005 & 2008

BEHIND THE NUMBERS

The annual South African National Survey of Research and Experimental Development is conducted by the Centre for Science, Technology and Innovation Indicators (CeSTII) at the Human Sciences Research Council (HSRC), on behalf of the Department of Science and Technology (DST). R&D statistics are collected in terms of the Statistics Act No. 6 of 1999, and are quality assured by Statistics South Africa.

Data collected through the survey, and its historic data series, helps to inform decision-makers on investment planning, policy making, advocacy, and research in South Africa. Data streams also add to benchmarking and performance comparisons with our international counterparts.

Access previous survey reports:

<http://www.hsrc.ac.za/en/departments/CeSTii/reports-cestii>

This Fact Sheet was produced by CeSTII in September 2017.

CONTACT US

Dr Neo Molotja	Survey Lead	021 466 7818	nmolotja@hsrc.ac.za
Natasha Saunders	Sector Lead	021 466 7886	nsaunders@hsrc.ac.za
Sinovuyo Takatshana	Researcher	012 302 2416	stakatshana@hsrc.ac.za
Xolisa Magawana	Researcher		xmagawana@hsrc.ac.za

CONNECT WITH US



ENGAGE WITH US ON TWITTER @HSRC_CeSTII



FIND US ON LINKEDIN



SEE US ON INSTAGRAM